


SCHOOL DISTRICT OF



F O R T • A T K I N S O N

Advanced Placement 2012

All About AP

- Offered by the College Board
- College-level courses for high school students
- High school offers credit based on **GRADE**
- Colleges & universities offer credit based on the **EXAM SCORE**
- Each exam scored on a scale of 1 to 5
- Exams completed in May

Benefits of Providing AP Courses

For the District...

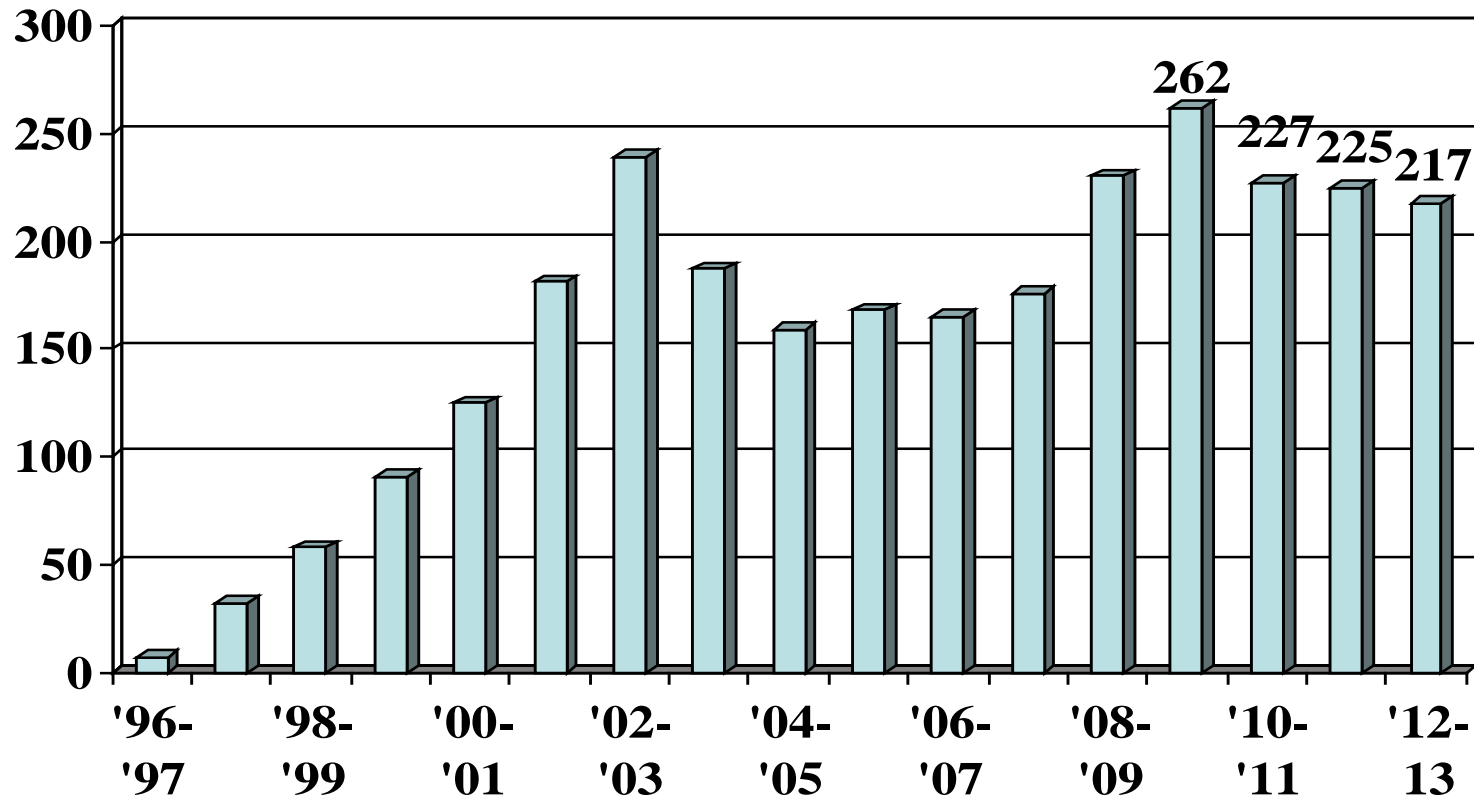
- * Appealing to open enrollment families**
- * High level professional development for teachers**
- * Offers college-level coursework to students within our building and during the student's regular schedule (lessens need for YOP courses in core areas)**

Annual Fall Total Enrollment

217Course Seats

***Does not include attrition over the course of the year**

**** Does not include 5 Independent Studies courses**



2012 AP Fall Enrollments

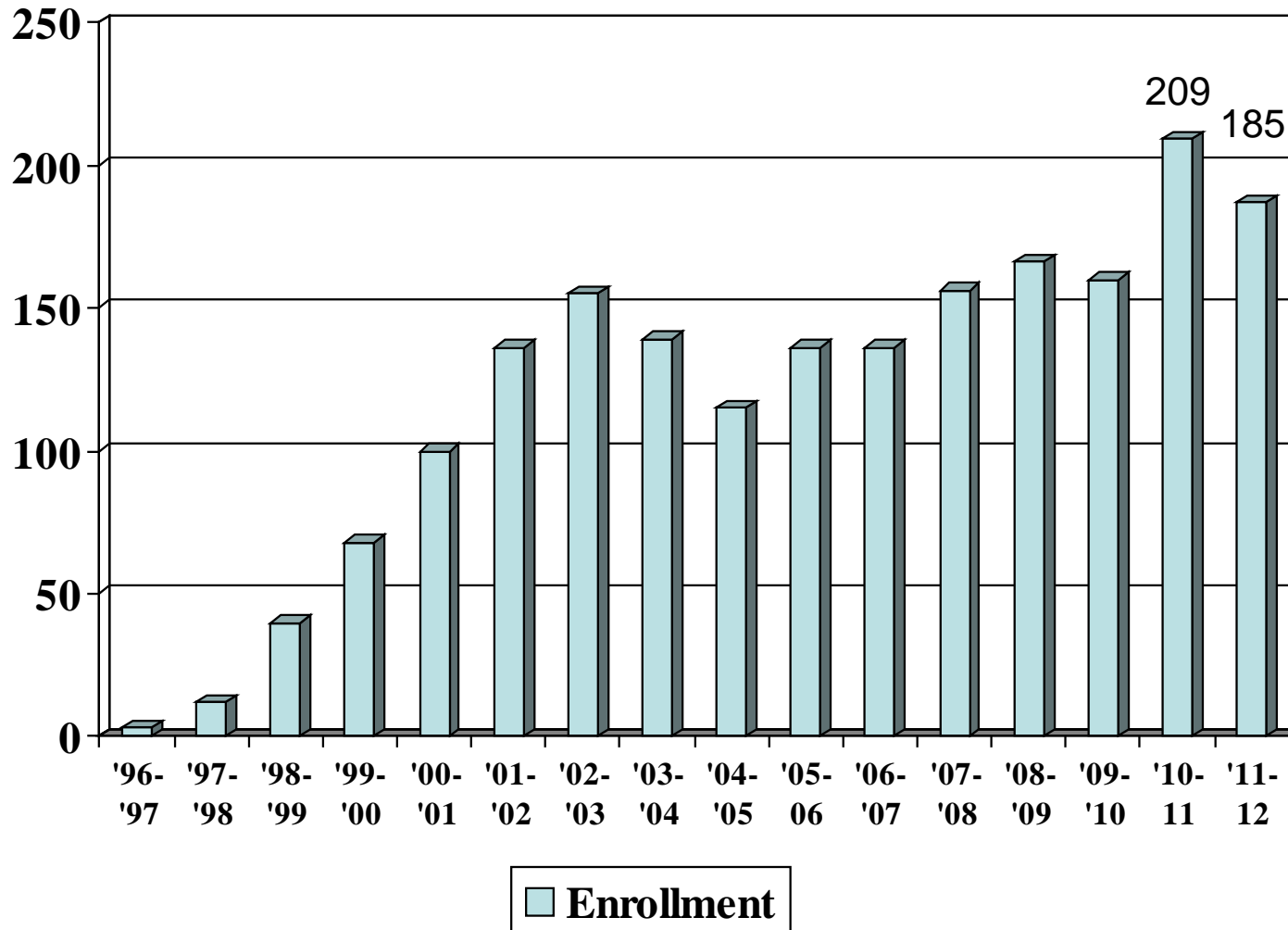
	00-01	01-02	02-03	03-04	04-05	05-06	06-07	07-08	08-09	09-10	10-11	11-12	12-13
Geography	34	29	31	22	0	12	0	11	22	9	18	22	21
Micro Economics	---	---	35	17	32	20	22	26	20	7	12	7	8
Environmental Science	---	84	84	62	45	27	16	16	11	6	0	14	13
AP Statistics	---	---	---	---	---	---	32	21	39	34	29	17	16
U.S. History	---	---	---	---	---	---	---	---	49	20	20	32	30
Computer Science	---	---	---	---	---	---	---	---	---	17	---	15	13

2012 AP Fall Enrollments

	00-01	01-02	02-03	03-04	04-05	05-06	06-07	07-08	08-09	09-10	10-11	11-12	12-13
Biology	15	18	0	6	6	13	0	7	0	31	--	20	20
Calculus	23	22	35	23	25	23	23	24	27	36	34	29	28
Psychology	35	58	19	30	33	42	47	38	45	77	81	48	46
English Literature	15	18	27	9	18	30	24	29	17	25	22	21	21
Spanish	--	--	--	--	--	--	--	--	--	--	11	---	---

Exam Enrollment - Spring

86% of the 2011-12 AP Enrollment Took the Exam
(includes 11 Independent Study Students)



Fort Atkinson

AP Exam Pass Rate History

	99-00	00-01	01-02	02-03	03-04	04-05	05-06	06-07	07-08	08-09	09-10	10-11	11-12
Biology	100%	25%	100%	0%	75%	80%	100%	---	100%	---	64.3%	---	75% (20)
Calculus	40%	69%	62%	54%	76%	50%	60%	88%	83%	71%	64.7%	69% (29)	59% (22)
Psych	75%	77%	85%	76%	76%	68%	71%	85%	67%	79%	65.7%	48% (71)	59% (37)
US History	---	---	---	---	---	---	---	---	---	42%	40%	53% (17)	59% (29)
English Literature	79%	73%	65%	62%	78%	94%	52%	79%	81%	50%	68%	87% (21)	89% (19)
Spanish	---	---	---	---	---	---	---	---	---	---	---	75% (8)	0% (1)

Note: (X) indicates the number of tests takers

Fort Atkinson

AP Exam Pass Rate History

	99-00	00-01	01-02	02-03	03-04	04-05	05-06	06-07	07-08	08-09	09-10	10-11	11-12
Geography	----	100%	100%	90%	100%	----	100%	---	91%	94%	100%	87% (15)	100% (11)
Envir. Science	----	100%	57%	55%	20%	33%	50%	91%	77%	67%	100%	---	100% (9)
Micro Economics	---	---	---	76%	48%	50%	71%	84%	84%	75%	72.7%	62% (13)	62.5% (8)
Statistics	---	---	---	---	---	---	---	54%	69%	75%	58.1%	46% (26)	66.6% (12)
Computer Science	---	---	---	---	---	---	---	---	---	---	50%	---	67% (9)

Note: (X) indicates the number of tests takers

Overall 2012 Pass Rate

Global

Total Number of Exams = 3,713,184

Overall Pass Rate (all exams) = 61.5%

Wisconsin

Total Number of Exams = 55,446

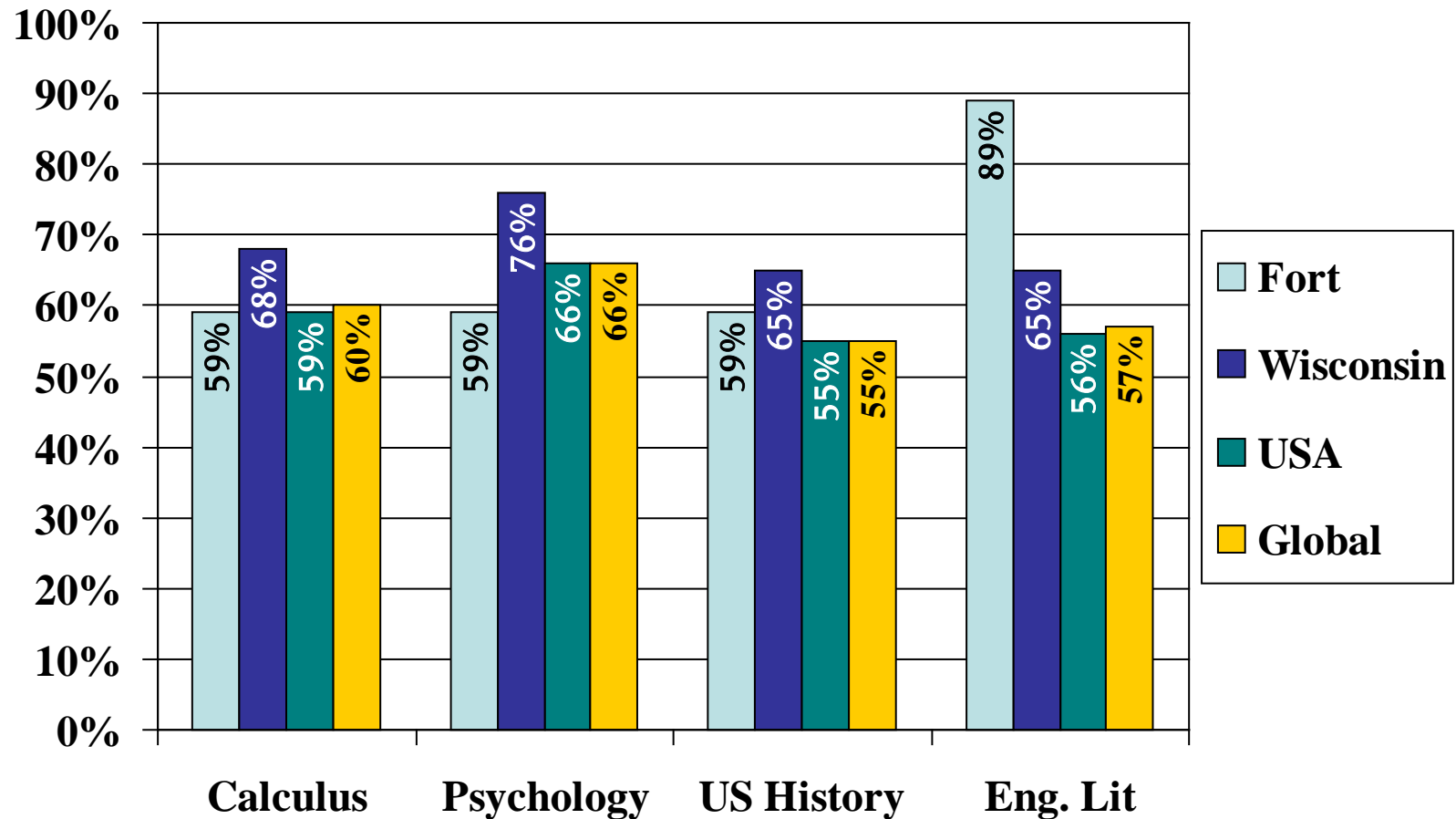
Overall Pass Rate (all exams) = 70.4%

Fort Atkinson High School

Total Number of Exams = 185

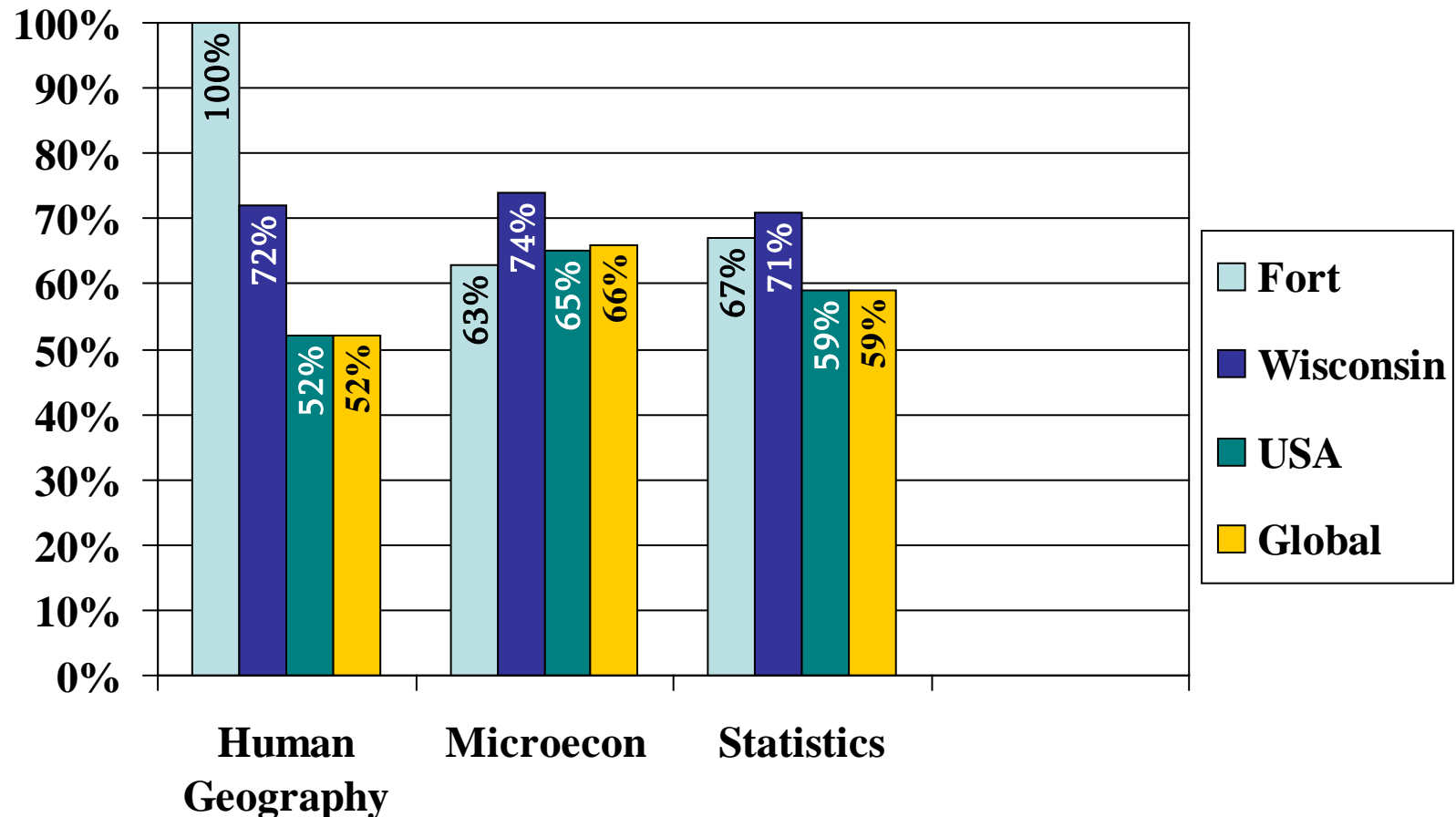
Overall Pass Rate (all exams) = 65%

Comparing 2012 Pass Rates FORT / STATE / NATIONAL / GLOBAL



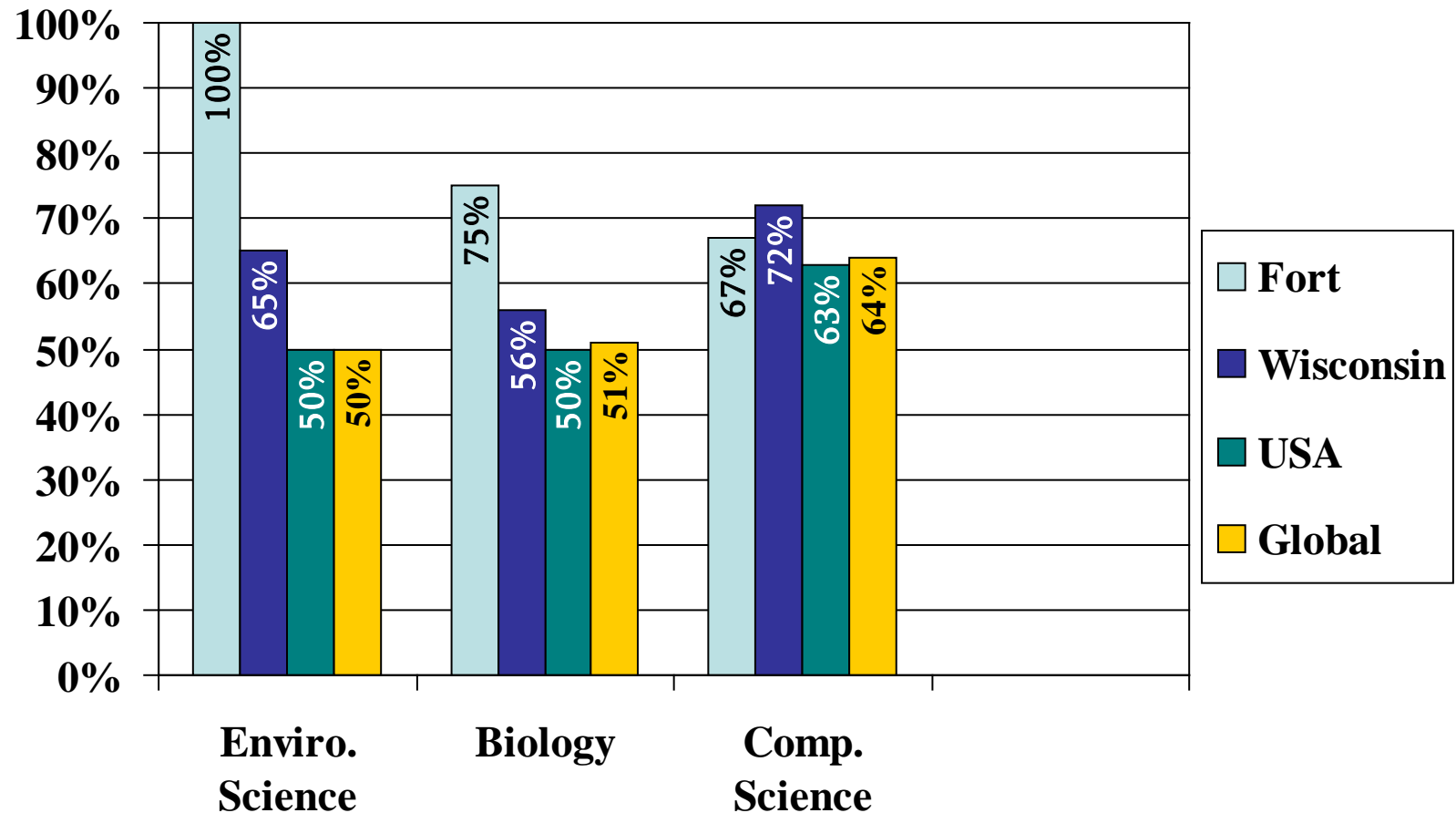
Comparing 2012 Pass Rates

FORT / STATE / NATIONAL / GLOBAL



Comparing 2012 Pass Rates

FORT / STATE / NATIONAL / GLOBAL



Other Scores to Report Independent Study

- Spanish Language: 1 student – 0 passed
- English Language and Composition: 4 students – 4 passed
- Chemistry: 2 students - 0 passed
- Calculus BC: 2 students - 1 passed
- Calculus BC: AB Sub Score 2 students – 2 passed



College Demographics

Fort Atkinson High School

Top 6 Schools to send AP scores to:

1. UW - Madison
2. UW - Whitewater
3. UM - Twin Cities
4. Carroll University
5. UW - LaCrosse
6. UW - Oshkosh

College Board Recognitions

The College Board recognizes outstanding student achievement on AP exams.

FAHS had 25 students recognized by the College Board.

The College Board recognizes students with the following awards:

- AP Scholar**
- AP Scholar with Honor**
- AP Scholar with Distinction**
- State AP Scholar**
- National AP Scholar**

College Board Recognitions

17 AP Scholars

Granted to students who receive grades of 3 or higher on three or more AP exams.

2 AP Scholars with Honors

Granted to students who receive an average grade of at least 3.25 on all AP Exams taken AND grades of 3 or higher on four or more of these exams

5 AP Scholars with Distinction

Granted to students who receive an average grade of at least 3.5 on all AP Exams taken AND grades of 3 or higher on five or more of these exams

1 National AP Scholar Award

Granted to student who average a score of 4 or higher on eight or more AP exams.